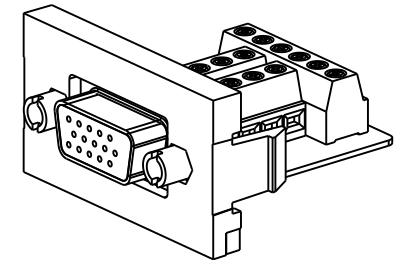
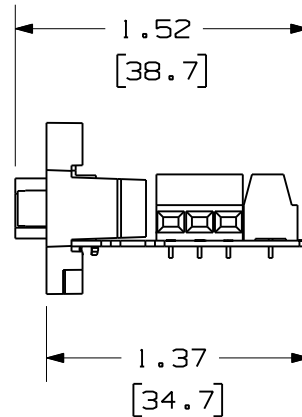
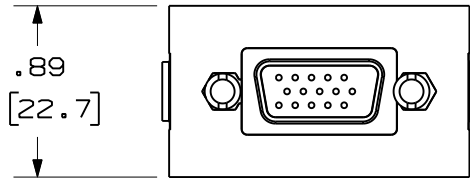
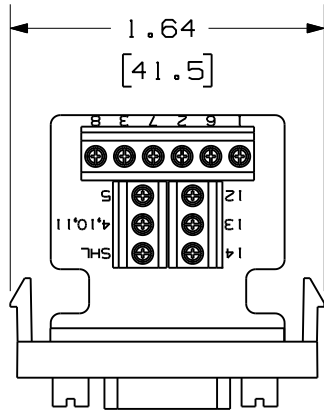


THIS COPY IS PROVIDED ON A RESTRICTED BASIS AND IS NOT TO BE USED IN ANY WAY DETRIMENTAL TO THE INTERESTS OF PANDUIT CORP.



PANDUIT P/N	WEIGHT
CHD15HDSC**	.36 LB/10 PCS
IAPHD15HDSCWH	(164.3 g/10 PCS)



NOTES:

- SEE CURRENT CATALOG FOR ADDITIONAL PART NUMBER SUFFIXES TO INDICATE COLOR AND OR PACKAGE QUANTITY.
- SEE CATALOG FOR COMPLETE LIST OF PARTS APPLICABLE FOR USE WITH THIS PART.
- DIMENSIONS IN PARENTHESES ARE IN METRIC.
- PART INCLUDES:
1- 1/3 INSERT
1- 15 PIN H.D. D-SUB CONNECTOR (ASSEMBLED TO 1/3 INSERT)



MODEL FILENAME	MO2201AA/01	SIZE A
DRAWING FILENAME	MO2201AA_DC/01B	

15 PIN HIGH DENSITY D-SUB
FIELD-TERMINATING 1/3 INSERT
CUSTOMER DRAWING

PANDUIT[®]
TINLEY PARK, IL 60487

I.I. NUMBER N/A

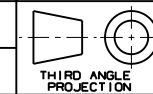
PRODUCT SPEC/ PKG SPEC N/A

ASSY METHOD/ TEST METHOD N/A

SCALE NONE

PART NO.
SEE TABLE

DRAWING NO.
02201-05



ALL DIMENSIONS ARE GIVEN IN INCHES, UNLESS OTHERWISE SPECIFIED.
DIMENSIONAL TOLERANCES ARE:
(.X) ± (.XXX) ± .010(.3)
(.XX) ± .03(.8) ANGLES ±

DRAWN BY JsP

DATE 4-5-05

CHK'D EB

REVIEW DRAWING NUMBERS

MAT'L

BASE: ABS

REV	DATE	BY	CHK	DESCRIPTION	ECN	R	CUST	SUP	OTH
I	6-6-11	BJN	JSP	A. ADDED SUPPLEMENTAL P/N IAPHD15HDSCWH	02201-05	JSP	JSP		
R	4-5-05	JsP	EB	RELEASED TO PRODUCTION	02201-05	EB	EB		